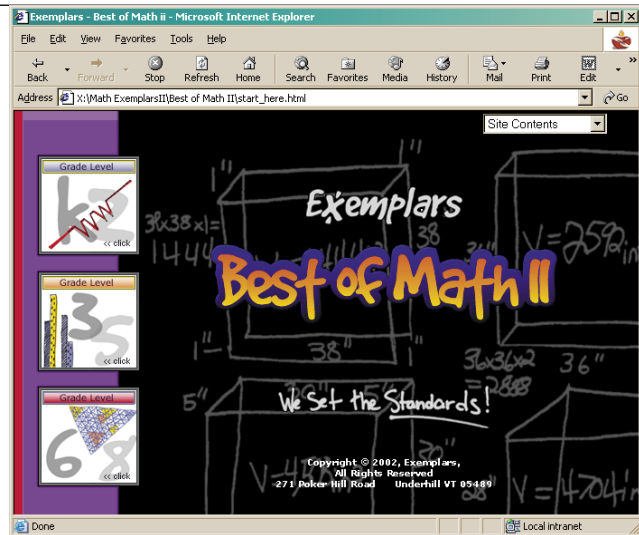
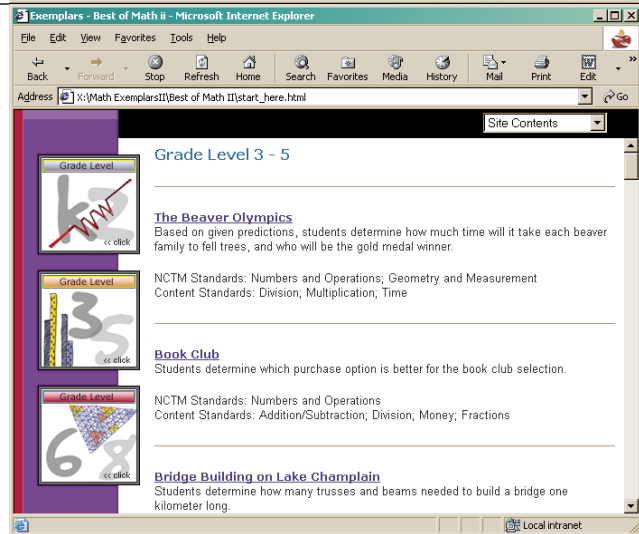


Best of Math Exemplars II

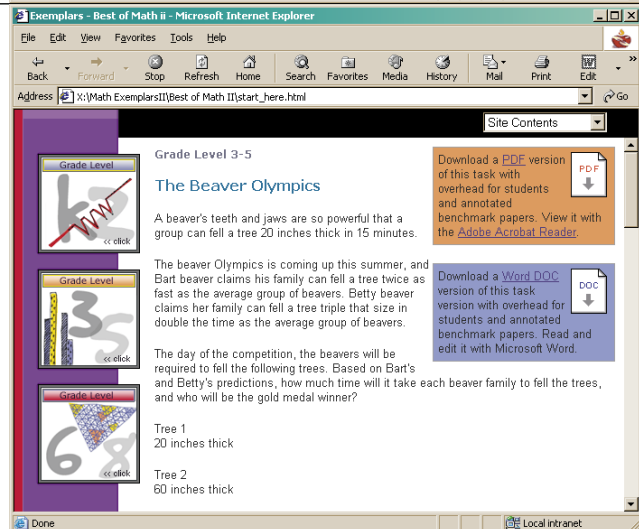
1. Double-click on the Math Exemplars II icon in the Math folder
2. Click on the appropriate grade level button on the right side of the screen.



3. The Task List for the appropriate grade level will appear.
4. Click on an activity link to see a description of the lesson.

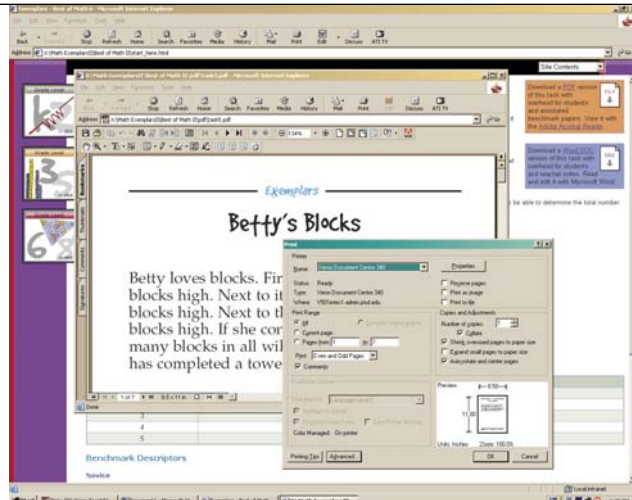


5. You will see a description of the activity in HTML (webpage) format.
6. To see the lesson in either PDF or Microsoft Word format, click one of the links in the upper right side of the window.

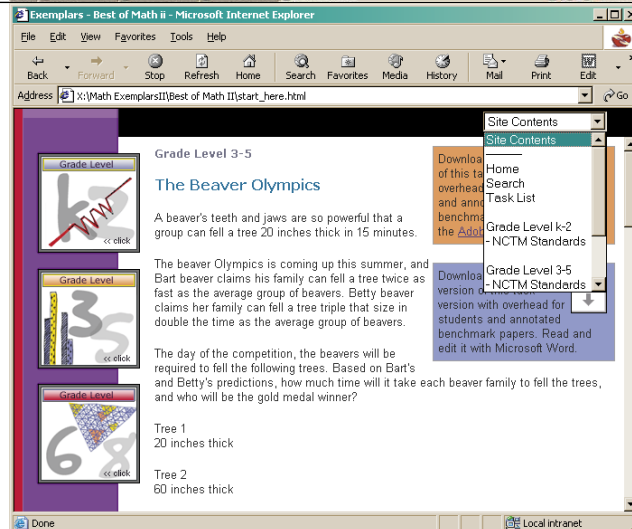


Best of Math Exemplars II (continued)

7. You can print all or just selected pages of the lesson. The actual handout for the students is usually page 1.



8. Other options are available in the drop-down menu in the upper right corner of the window.
9. Click on NCTM Standards for a particular grade level to see lessons that relate to different standards.



10. Here is an example of the lessons that are associated to the Patterns, Functions and Algebra standards at grade levels 3-5.
11. Click on a different standard (see list on the left of the window) to see a different set of lessons.

