



# Garden Friends News



## Isaacs Early Childhood School



### GARDEN CONTACT INFORMATION

Ms. Jackson, Teacher  
Kim.jackson@pisd.edu  
469-752-4990

Ms. Yang, Teacher  
Joyce.yang@pisd.edu  
469-752-4991

Ms. Cone Teacher  
Nicole.cone@pisd.edu  
469-752-4993

### GARDEN CONTACT INFORMATION

<http://k-12.pisd.edu/schools/isaacs/>

Summer School is available for all Bilingual/ESL students. More information is available from your child's teacher.

### Adding Language to Everyday Activities

Everyday routines are some of the best times for language growth, because your child can hear or see gestures, words, and phrases repeated over and over.

### Typical Daily Routines

Waking up, Brushing teeth/hair, Getting dressed, Bathroom time/getting diaper changed, Picking up toys, Car trips, Mealtime, Bedtime, Washing dishes, Baking/Cooking, Grocery shopping, Watching TV

### Things to remember:

Get down at your child's level  
Follow their interest  
Keep interactions positive  
Comment rather than question  
Give choices or open ended questions  
Provide models at your child's level  
Build turns into your play and talking  
Repeat what you think your child is trying to say  
Other ways to encourage language development is to talk about what you are doing while the child watches and describe what your child is seeing, hearing, or holding. Have fun!

### March/April 2012

### IMPORTANT DATES

**Mar 9** No P.M. class  
**Mar 12-16** - Spring Break  
**Mar 19**- Students return - Start of spring fundraiser  
**Mar 22-Mar 23**- Isaacs Registration 9am to 11am  
**Mar 30**- Kindergarten round up 9am-11am & 1pm to 3pm  
**Apr 6**-No school  
**Apr 20**- Class picture Day

### Friendly reminder:

It is recommended that cell phones are not in use in the car pool lanes.

## WHAT WE ARE LEARNING ABOUT

### CONSTRUCT

The kids will explore the many things that can be constructed— homes, buildings, cars, trains, planes, words, stories, gardens, groups and games. They will also learn about construction materials.

### INSPIRATION

Construction takes many forms. This week children will learn about creative constructions: dances, paintings, drawings, sculptures, words, sentences, and stories

### MATH

Our classes will be exploring shapes over the next few weeks: how shapes feel, what they look like, how they are the same and different. We will also explore ways to make different shapes, such as drawing, using our arms and legs, or other materials.

We will look more closely at repeating patterns too, such as "circle-square-circle" and "red-blue-red-blue". Patterns are an important concept in math, literacy, and science. We will be looking at

different kinds of patterns, reading patterns, and making patterns.

### LITERACY

Books with sequenced events and patterned text help children predict what will happen next, follow print as it is read aloud, and use the pictures to tell the story. It is also fun to do activities that help children actively explore letter shapes. Making letters with play doh, clay, string, wiki stix, or pasta noodles (elbow, spaghetti) for exam-

ple, help children identify letters and think about the different parts that make up a letter is one fun way to support letter knowledge and writing.



# Songs you can hear in the Garden

## Johnny Works With One Hammer

Johnny works with one hammer, one hammer, one hammer  
(hammer with right hand fist)

Johnny works with one hammer, then he works with two.

Johnny works with two hammers...(continue hammering with right and left fist)

Johnny works with three hammers...(add right foot moving up and down)

Johnny works with four hammers...(add left foot moving up and down)


Johnny works with five hammers...(add head moving up and down)

Then he goes to sleep. (Place head on hands)



## **Five Green and Speckled Frogs**

### **Simon Says**



### **Five Little Monkeys**

### **Head, Shoulders, Knees & Toes**



### **Heavy and Light**

## **Oobleck**




Oobleck becomes solid when you squeeze it, and liquid when you open your hand.


First: In a large bowl, add two cups of cornstarch

Next: Add ½ cup of water, slowly

Last: Add food coloring for color. Mix well and Have Fun!




## Vocabulary



Construct  
Assemble  
Blueprint  
Frame  
Slab  
Door  
Window  
Lot  
Sort  
Category  
Stack  
Flat

Curved  
Straight  
Wide  
Narrow  
Long  
Short  
Imaginative  
Create  
Respect  
Small  
Large  
Counting  
Gentle



## **Fun things to do at Home**

The past few weeks we have been getting to learn about constructing and inspirations. Here are some suggestions for fun things you and your child can do together at home:

### **Fly a Kite**

Make a kite with your child. Take the kite to a park and fly it on a windy day. Talk to your child about the shapes on a kite. Ask your child how it stays in the air. Ask your child what could cause the kite to come down.

### **Boxes**

Collect different sized boxes in your home and talk about the shape and then see what you and your child can create with the boxes. You will be amazed what your child will discover with their own imagination simply using a box.

### **Dance**

Find an inspirational music CD and play it for your child. Let your child show you what moves they can come up with and you can also teach them simple moves like wiggle, tap, twist, float and even soar. It's a fun way to explore music with your child.